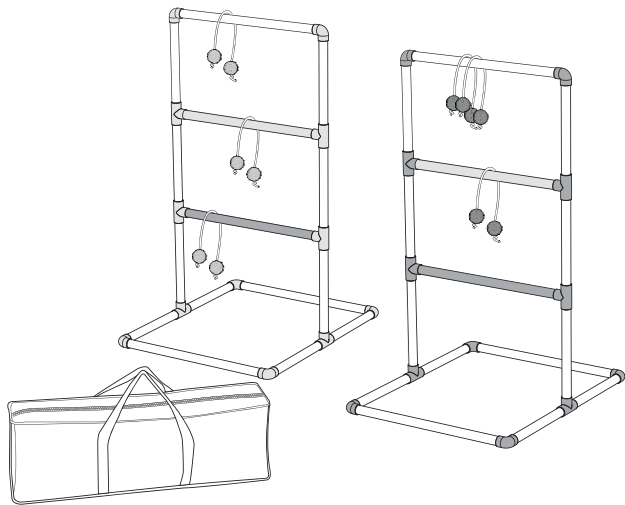


amazonbasics



Ladder Golf Set with Soft Carrying Case

Ensemble d'Échelles de Golf avec Étui de Transport Souple

Leitergolf-Set mit weicher Tragetasche

Set da Ladder Golf, con Borsa Morbida

Juego De Golf De Escalera Con Funda Blanda

ラダーゴルフセット、ソフトキャリーケース付

梯子高尔夫球套装，带软携带袋

B0145IWKBE

中文

日本語

Español

Italiano

Deutsch

Français

English

■	English	3
---	---------------	---

Welcome Guide • English

English

Français

Deutsch

Italiano











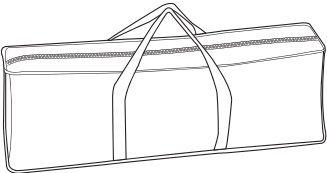
Español

日本語

中文

Contents:

Before getting started, ensure the package contains the following components:

A		white tube	x6		
B		red tube	x2		
C		blue tube	x2		
D		blue bola	x3		
E		red bola	x3		
F	 blue edge connector	x6	G	 red edge connector	x6
H	 blue tube connector	x6	I	 red tube connector	x6
J		short tube	x20		
K		soft carrying case	x1		

IMPORTANT SAFEGUARDS



Read these instructions carefully and retain them for future use. If this product is passed to a third party, then these instructions must be included.

- Prior to use, please read these instructions carefully. The product must only be used as described in these instructions. If this product is transferred to a third party, these instructions must also be included.
- This game should only be used in outdoor areas where there is enough space to throw the bolas **D/E**. To avoid injury and property damage, this game should not be played near roads nor within close proximity to property.
- Always make sure to keep sufficient distance from other persons and animals not participating in the game.

⚠ WARNING

This is not a child's toy. The recommended age is 14 years old and up. Adult supervision is required for children playing or attending this game.

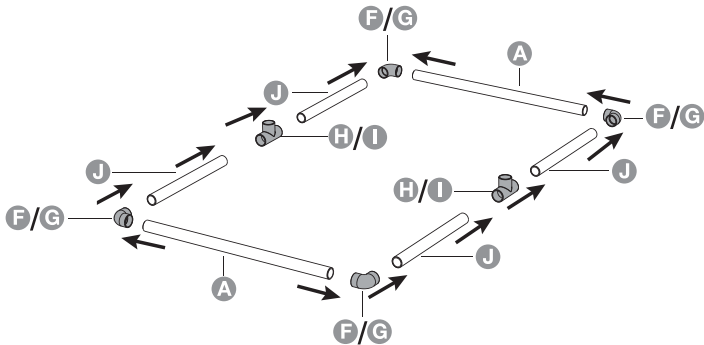
- Do not climb or stand on the ladder. Any misuse of the ladder may result in injury or damage to it.
- Do not swing the bolas unless tossing them at the ladder during normal game play. Injury to yourself or others may occur if bolas are used improperly.
- The bolas are only built for the purpose of throwing. Do not pull excessively on the bolas, as this may cause the balls to disconnect from the string. Do not throw the bolas if the connection between the balls and string show signs of deterioration or loosening.

⚠ WARNING

Do not wrap bolas around body parts. Supervise younger children to ensure their safety during the game

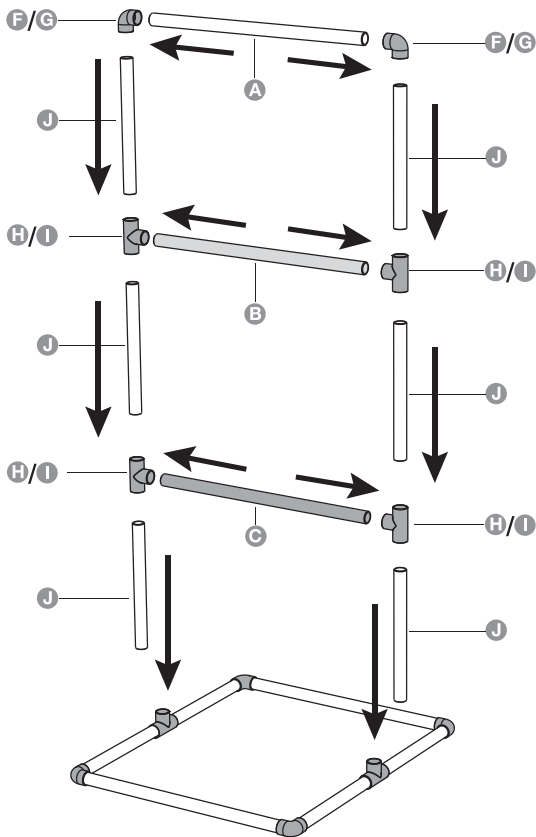
Assembly

- Assemble two ladders according to the following illustrations. Use the red connectors and blue connectors on the same ladder and use one red tube and one blue for each ladder.



- Choose a location with a flat and even surface to set up the ladders.
- Use 2 white, long tubes **A** and 4 short tubes **J** to build the base of the ladder. Connect the tubes with 4 edge connectors **F/G** and 2 tube connectors **H/I** of the same color. Make sure to fully insert the tubes into the connectors at every step.
- Use 1 white, long **A** and 2 long tubes of the different color **B** and **C** to finish building the ladder. Connect the tubes with 2 edge connectors **F/G** and 4 tube connectors **H/I** of the same color. Make sure at every step to fully insert the tube into the connectors.

Assembly



- Mount the second ladder following the same procedure.

Cleaning and Maintenance

- Wipe with a dry cloth as needed to remove dust and dirt.
- Avoid contact with corrosive substances like acids and alkaline.
- Do not leave the bolas in the sun for extended periods of time. Excessive sunlight may deteriorate the nylon rope connecting the balls.

Game Rules

- This game can be played by 2 players or by 2 teams of 2 players each.
- Choose a safe location for the ladders.
- Space the ladders approximately 15 feet apart, facing each other. The distance between the ladders can be adjusted according to the abilities and age of the players.
- The goal is to collect points by getting the bolas to hang off the ladder.

Rules for Two Players

- Throw a coin to decide who will throw the bolas first.
- Each player receives 3 bolas of one color. Players are positioned next to one of the ladders and take turns tossing their bolas at the opposite ladder.



WARNING

Make sure to keep a safe distance from the ladder when it is your opponent's turn to toss the bolas.

- Bolas can be bounced off the ground to land on the ladder.
- Players can knock the other team's bolas off the ladder to prevent them from getting points.
- Yelling and distracting other players is allowed, but it is not allowed to touch other players while they are throwing their bolas.
- After all 6 bolas have been tossed, count up the points for each player. Only bolas still hanging from the rungs at the end of the round count for points.
- Knocked-off bolas are 0 points.
- The top rung of the ladder is worth 3 points, the middle rung is worth 2 points and the bottom rung is worth 1 point.
- If a player has 3 bolas on the same rung of the ladder, he gets 1 extra point.
- If a player has 1 bola on each rung of the ladder, he gets 1 extra point.
- After each round, the players will move to the ladder with their bolas on it to collect them and count the points.
- In the next round, the players throw their bolas in the other direction. The player who got the highest score in the previous round will throw first in the next round.

Rules for Four Players

- Four players split into 2 teams of 2 players each.
- One player from each team stands next to one ladder, the remaining two players stand next to the other. The first two opponents take turns throwing the bolas at the opposite ladder. Each player throws 3 bolas.
- Follow the throwing and scoring rules of the game for two players, except that all bolas will be thrown at the same ladder by the first set of players, then thrown back by the second set of players.
- Once all 6 bolas have been tossed, count the points for each team. After points have been tallied for the first two opponents, the second set of opponents take their turn by tossing the bolas back to the opposite ladder.

How to win

- To win the game, a player or team must score exactly 21 point at the end of a round. If the points counted at the end of a round go beyond 21, that player/team gets 0 points for that round.
For example: The red team has 19 points and it's their turn to toss their bolas. They need 2 points to win the game. One bola lands on the bottom rung (1 point) and one lands on the top rung (3 points). $19+1+3=23$, so they receive 0 points for that round. Their score is still 19.

Warranty Information

To obtain a copy of the warranty for this product:



For US - Visit amazon.com/AmazonBasics/Warranty
For UK - Visit amazon.co.uk/basics-warranty

— or —



Contact Customer Service at 1-866-216-1072

Feedback

Love it? Hate it?

Let us know with a customer review.

AmazonBasics is committed to delivering customer-driven products that live up to your high standards. We encourage you to write a review sharing your experiences with the product.

Please visit: amazon.com/review/review-your-purchases#



For further services:



Visit amazon.com/gp/help/customer/contact-us

— or —



Contact Customer Service at 1-866-216-1072

English

Français

Deutsch

Italiano

Español

日本語

中文

amazonbasics

amazon.com/AmazonBasics

MADE IN CHINA